



*Rely on it.*

## RENOLIT DUALFIX

A universal adhesive for roofing



EXCELLENCE  
IN ROOFING

## RENOLIT Dualfix: A universal adhesive for roofing

RENOLIT Dualfix universal adhesive for single ply roofing is a one component moisture curing polyurethane glue especially created for the bonding of roofing membranes and flat roof insulation board. The RENOLIT Dualfix adhesive for roofing is applicable for both new build and refurbishment.

### Application

- Bonding of fleece-backed synthetic roofing membrane to insulation or to the roof surface
- Bonding of insulation to the roof surface
- Bonding of insulation to insulation



### Advantages

#### ECONOMICAL

- Quick and easy to use: continuous installation of 60 to 100 m<sup>2</sup> of insulation or roofing material with only 1 tank.
- The content of the tank can be used completely, no waste.
- Provided the tank is correctly handled and stored it can be reused later.
- Quick and simple connection and removal of the dispensing hose and dispensing accessories make it easy to install insulation and roofing material, alternately, with one and the same adhesive.
- RENOLIT DUALFIX is suitable for PIR, mineral wool, EPS and XPS.
- The clearly distinguishing blue colour makes sure the adhesive is applied across the whole surface.

#### ECOLOGICAL

- Empty canisters can be completely recycled after use.
- No residue or chemical waste

#### SAFETY

- Free of strong solvents
- Heat not required, the adhesive is processed cold

### Why choose the RENOLIT Dualfix roofing system?

A bonded system avoids potential for thermal bridging caused by alternatively using mechanical fasteners. The lack of fixings also ensures no perforation of the deck, particularly important where underside aesthetics are of concern.

Buildings and spaces with indoor climate class 4 (high humidity: swimming pools, kitchens, etc.) are compatible with this system, provided that a suitable vapour control layer is being used.

RENOLIT Dualfix adhesive for roofing is part of the product/system guarantee. RENOLIT Dualfix adhesive has been extensively tested by means of wind tunnel testing according to M.O.A.T. No. 65 : 2001.

#### RENOLIT Dualfix adhesive and accessories

Pressure container	The RENOLIT Dualfix adhesive is delivered in steel pressurized containers with a total weight of 13.4 kg (net 10.4 kg).
Storage guidelines	Store upright in dry conditions (Storage temperature between 10°C and 25°C.)
Shelf life	In closed, cool and dry conditions : 18 months
Processing temp.	Surface : 0 to +35°C – Pressurized container : +10 to +35°C
Colour	Blue
Consumption (average)	<ul style="list-style-type: none"> <li>• Bonding of insulation : 65m<sup>2</sup> with beads every 30 cm</li> <li>• Bonding of membranes : 80m<sup>2</sup> with atomization of 130 g/m<sup>2</sup></li> </ul>

## Accessories

### Bonding insulation

#### RENOLIT ALKORPLUS<sub>81065203</sub> insulation dispensing kit

- Spray nozzle
- Dispensing hose + cable connector
- Packaging per 10 kits

*This nozzle makes it possible to dispense the glue with caterpillar-shaped beading on the insulation or on the surface to guarantee an excellent bond between the lower surface and the insulation plus the insulation to insulation.*



### Bonding single ply membrane

#### RENOLIT ALKORPLUS<sub>81065201</sub> roofing membrane dispensing kit

- Spray gun
- Dispensing hose + cable connector
- Atomizing nozzle (25 pcs)

*This dispensing kit makes it possible to atomize the glue onto the surface and/or insulation to guarantee an excellent bond of the roof membrane.*



#### RENOLIT ALKORPLUS<sub>81065202</sub> extra set of nozzles

- Packaging per 25 pcs



### Cleaning products

#### RENOLIT ALKORPLUS<sub>81065205</sub> PU-cleaner

- Content : 500 ml PU-cleaner

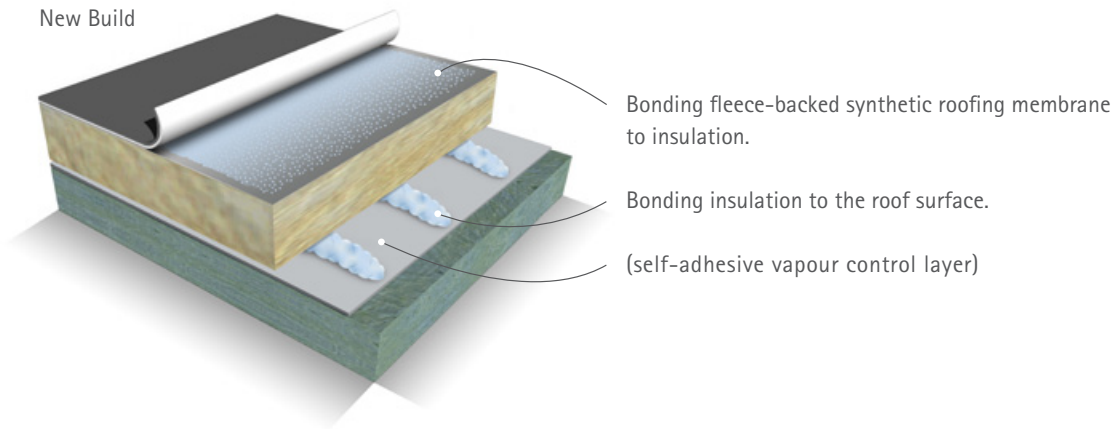
#### RENOLIT ALKORPLUS<sub>81065204</sub> cleaning connection

- Packaging per piece

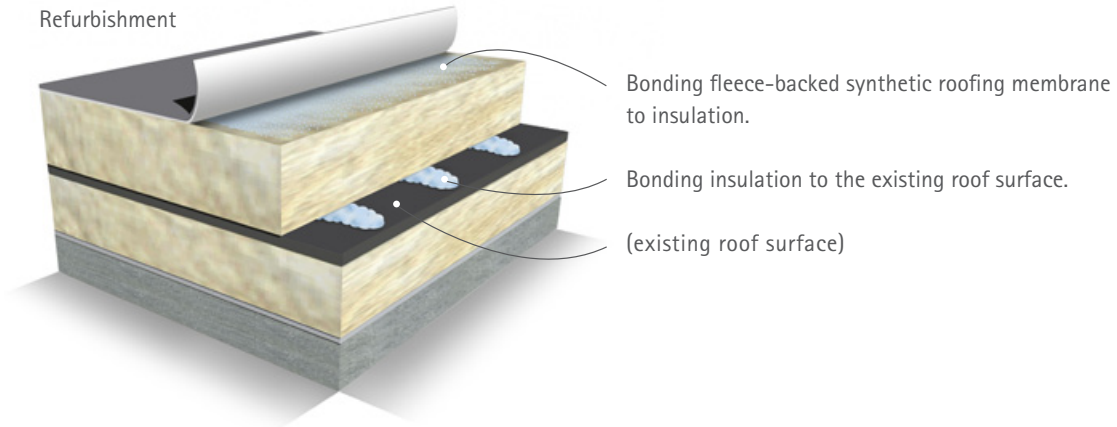


## RENOLIT DUALFIX: Applications

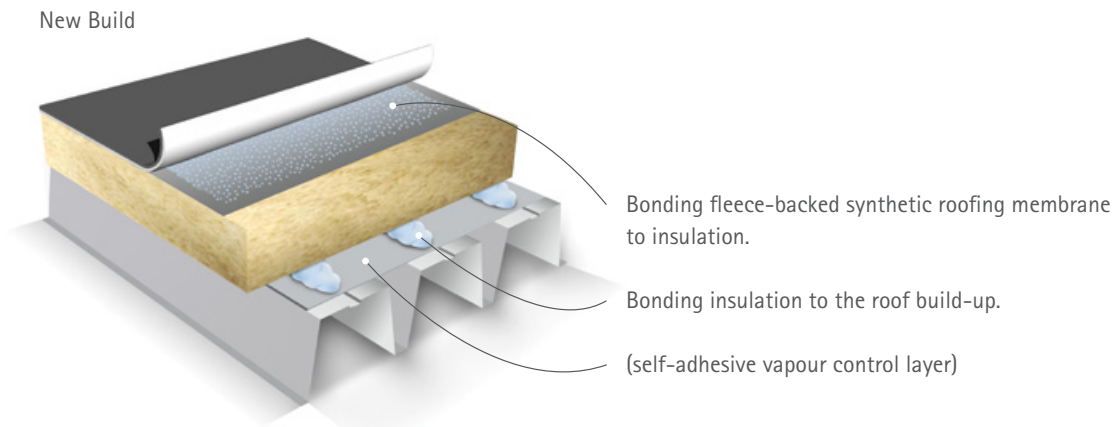
New Build



Refurbishment



New Build



## Considerations before use



### SECURITY

Take protective measures before applying the adhesive as prescribed in the safety data sheet (gloves, protective eyewear, dust masks, work wear, work shoes, ...)



### SHAKE

To guarantee the optimal efficiency of the adhesive the canister should be shaken before use and before attaching the dispensing accessories. Hold the tank horizontally and shake vigorously for a minimum of one minute.



### CONNECTING

For safety reasons and to avoid loss of adhesive all connectors and valves should be closed before connecting or disconnecting the dispensing accessories.

During any long interruption in application, the canister should be closed completely. The nozzle and spray nozzle should be sealed air-tight or be cleaned by means of the PU-cleaner in order to prevent the premature loss/damage of the nozzle and spray hose.

(During short interruptions (max 1 hour) closing of the connector to the dispensing accessories is sufficient)



### BONDING TEST

Before processing, a small bonding test should be carried out to verify if the adhesive is suitable for the application. A bonding of minimum 1N/mm is necessary.

The adhesive is only permitted for outside use.


*Only use accessories and dispensing kits supplied by RENOLIT for the processing of RENOLIT Dualfix adhesive for roofing.*





## Bonding single ply roofing membrane

- 1 The surface should be clean of standing water, dust, grease and other contaminants.
- 2 Rolls of roofing membrane may be laid out adjacent and rolled back in half or pulled back longitudinal, subsequent to positioning.
- 3 The adhesive is atomized on the roof surface or insulation (consumption : between 100 and 160 g/m<sup>2</sup>, depending on the surface) by means of a spray gun.
- 4 Within 4 to 9 minutes when the adhesive is touch dry the fleece-backed roofing membrane is rolled onto the adhesive. Any air trapped under the membrane may be removed by pressure of a broom.
- 5 The roofing membrane should be pressed or rolled onto the adhesive until sufficient initial curing/bonding has taken place.
- 6 Sufficient curing/bonding of the adhesive takes place between 20 to 45 minutes depending on humidity.
- 7 To enable atomization of the adhesive the adhesive container should be connected to a compressor.



Consumption: 130g/m<sup>2</sup>

Suitable surfaces	Max. Windload	Consumption
EPS*	2500 N/m <sup>2</sup>	130 g/m <sup>2</sup>
Mineral wool*	2500 N/m <sup>2</sup>	160 g/m <sup>2</sup>
PUR/PIR*	3000 N/m <sup>2</sup>	130 g/m <sup>2</sup>
Foamglas	-	-
Bituminous insulation*	3000 N/m <sup>2</sup>	130 g/m <sup>2</sup>
Bituminous roofing	3000 N/m <sup>2</sup>	160 g/m <sup>2</sup>

\* Insulation should be released by the manufacturer and covered by a technical approval.


### Suitable Roofing Membranes

- a. RENOLIT ALKORPLAN A
- b. RENOLIT ALKORTEC A
- c. RENOLIT ALKORPLAN LA



## Bonding insulation

- 1 The surface should be clean of standing water, dust, grease and other contaminants.
- 2 The distance between beads should be between 150 and 300 mm depending on wind load. (width of bead 20 to 25mm). The adhesive is dispensed by means of a spray nozzle.
- 3 The strands of adhesive are installed in a longitudinal fashion, the insulation boards are subsequently laid long dimension perpendicular to the strands.
- 4 The insulation panels should be placed within 3 minutes after the dispensing of the adhesive, and should be pressed onto the adhesive until sufficient initial curing/bonding has taken place.
- 5 A sufficient curing/bonding time of the adhesive takes approximately 20 to 45 minutes depending on humidity.



Suitable surfaces	Max. Windload	Consumption Middle zone	Consumption Border/ Corner zone
Existing bituminous roofing	3000 N/m <sup>2</sup>	300 mm	150 mm
Concrete (min. 28 days drying)	3000 N/m <sup>2</sup>	300 mm	150 mm
Wooden surface	3000 N/m <sup>2</sup>	300 mm	150 mm
Steel deck (galvanized)	3000 N/m <sup>2</sup>	300 mm	150 mm
Treated steel (Plastisol coating)	not accepted	-	-

1 bead = 25-35 g/lm

The information contained in the present commercial literature has been given in good faith and with the intention of providing information. It is based on current knowledge at the time of issue, and may be subject to change without notice. Nothing contained herein may induce the application of our products without observing existing patents, certificates, legal regulations, national or local rules, technical approvals or technical specifications or the rules and practices of good workmanship for this profession. The purchaser should verify whether import, advertising, packaging, labelling, composition, possession, ownership and the use of our products or the commercialisation of them are subject to specific territorial rules. He is also the sole person responsible for informing and advising the final end user. When faced with specific cases or application details not dealt with in the present guidelines, it is important to contact our technical services, who will give advice, based on the information at hand and within the limitations of their field of expertise. Our technical services cannot be held responsible for the conception of, nor the execution of the works. In the case of negligence of rules, regulations and duties on the part of the purchaser we will disclaim all responsibility.

[WWW.RENOLIT.COM/ROOFING](http://WWW.RENOLIT.COM/ROOFING)



The British Board of Agrément have assessed the life expectancy of RENOLIT ALKORPLAN F used in the United Kingdom to be in excess of 35 years.



RENOLIT ALKORPLAN roofing products and system have a standard guarantee of 10 years, and are installed by approved contractors and installers who are trained and assessed by RENOLIT.



All RENOLIT waterproofing membranes for roofing are part of the ROOFCOLLECT® collection and recycling programme.



The RENOLIT Iberica S.A. factory at Barcelona is approved to ISO 9001/14001.



RENOLIT Cramlington Ltd, Station Road - Cramlington, Northumberland NE23 8AQ - United Kingdom  
T +44 1670 718283 - F +44 1670 590096 - [renolit.cramlington@renolit.com](mailto:renolit.cramlington@renolit.com)

RENOLIT Belgium N.V. - Export Dpt. - Industriepark De Bruwaan 9 - 9700 Oudenaarde - Belgium  
T +32 (0)55 33 98 51 - F +32 (0)55 31 86 58 - [renolit.belgium@renolit.com](mailto:renolit.belgium@renolit.com)



Rely on it.



DIRECTION GÉNÉRALE  
Jonquet Face MTN Internet  
Tél.: (+229) 21 33 33 48  
95 96 00 08

04 B P : 0526 Cotonou  
[contact@hbphenin.com](mailto:contact@hbphenin.com)  
[www.hbphenin.com](http://www.hbphenin.com)

DIRECTION COMMERCIALE  
HBP New City  
Maro Millaire à côté de Toxilo  
Tél.: (+229) 21 32 48 48  
95 02 72 72 - 94 00 61 61